

## WHO WE HELPED

57,837 PEOPLE

19,344 HOUSEHOLDS

### FIVE PROGRAM AREAS

#### FOOD PROGRAM




83,093 Food Pantry Visits – 9,962 households  
2,401,018 pounds of food distributed  
4,768 senior boxes delivered

#### FRESH CONNECT PROGRAM

27,198 Visits  
619,464 pounds of fresh produce



#### WEATHERIZATION



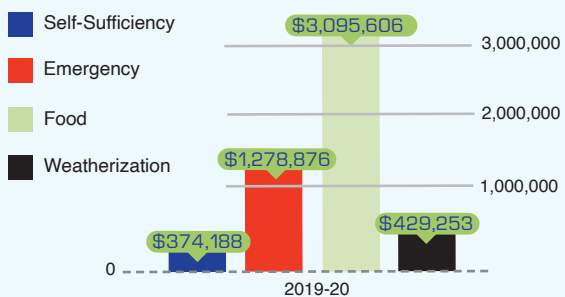
259 households served with home repairs and energy conservation  
131 households received crisis heater repair  
20 households received home energy audits

#### BRIDGES OUT OF POVERTY

132 people trained  
45 participated in morning conversations  
285 people completed poverty simulations



#### CLIENT FINANCIAL ASSISTANCE



2,846  
VOLUNTEERS

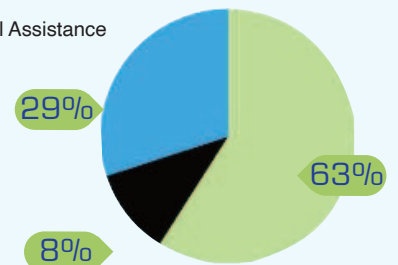
113,152  
hours of  
volunteer service

#### FINANCIALS

Program Operations

Client Financial Assistance

Administrative



#### Volunteer Income Tax Assistance

✓ 1,431 returns prepared    ✓ \$1,141,549 Refunds    ✓ \$676,345 Tax Credits

#### EMERGENCY SERVICES

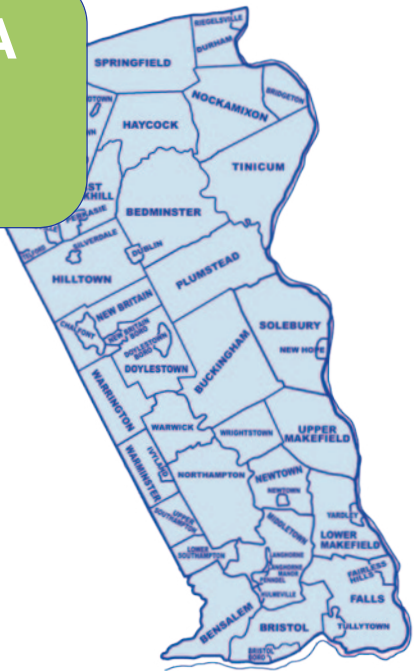


448 households received rental assistance  
945 people prevented from eviction  
152 Households permanently housed  
306 people permanently housed  
216 households received emergency grocery store gift cards  
2003 households received housing coaching  
230 households maintained utility services (electric, water, phone)



# IN BUCKS COUNTY

**BUCKS COUNTY PA  
POPULATION  
626,370**



**44,000** of Bucks County Residents are food insecure  
34% of whom are children

*More than half of food insecure make too much money to qualify for SNAP*

## Unemployment Rate

**9.7%** (up from 4.3% last year, due to the pandemic)



**5.7%**  
of Bucks County residents live in poverty  
(35,350)

## ECONOMIC SELF-SUFFICIENCY



### 15 Graduate Families

20 Scholarships received worth \$15,228  
9 Cars given (60 since 2015)




### 38 Obtained Employment

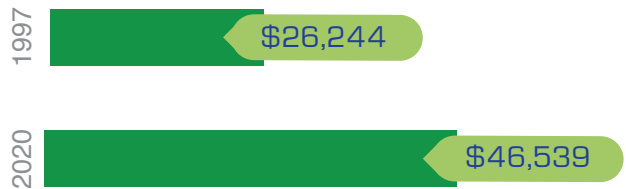
56 Maintained Employment  
47 Increased income  
15 Matched Savings Accounts  
20 completed education/training goals

## ECONOMIC SELF-SUFFICIENCY PROGRAM 1997 - 2020 TO DATE

INCOME AT ENTRY



INCOME AT EXIT



## Career Pathways of ES graduates:

|   |                                     |                                |
|---|-------------------------------------|--------------------------------|
| Certified Nurse Aide.....20             | Medical Assistant.....13            | Pharmacy Technician.....4      |
| Licensed Practical Nurse.....55         | Accounting Assistant.....7          | Hairdresser.....2              |
| Registered Nurse.....32                 | Case Manager.....7                  | Chef.....2                     |
| Information Technology Specialist.....6 | Custodian.....4                     | Manager - various fields.....3 |
| Retail Sales Associate.....12           | Home Health Aide.....3              | Driver.....5                   |
| Office Manager.....7                    | Auto Technician.....4               | Carpenter.....1                |
| Social Worker.....8                     | Housekeeper/Cleaner/Organizer.....6 |                                |
| Customer Service Representative.....16  | Administrative Assistant.....11     |                                |
| Teacher.....9                           | Food Service Manager.....3          |                                |

*And many more career choices*

**1,010 PEOPLE 359 GRADUATES**